




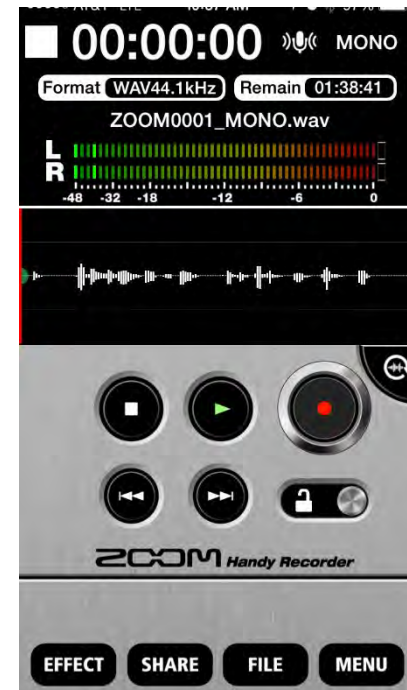
Remote Recording Basic Equipment

Remote Equipment Considerations

- It is difficult to make a remote interview not sound/look like a remote interview 
- Most of the equipment we currently have on hand that enables remote interviews is very basic (most smartphones have eclipsed basic laptop cameras)
- Your experience/investment in equipment will not always equal your interviewee's
- Internet speeds/bandwidth can affect quality too

Using a Smartphone for Audio

- Consider purchasing a microphone attachment (\$100-200)
- Which app will you use?
- Does it record in WAV?
- Does it crash?
- Do you have enough storage?
- How will you share the files?
- Airplane Mode!



USB Microphones

- Blue Snowball (not iCE)
 - ~\$70 in a number of flavors!
- Blue Yeti
 - ~\$100 for smaller “Nano”
 - ~\$125 for USB
 - ~\$250 for “Pro” – USB + XLR

You may want to also consider a pop filter (\$10) or desktop/arm stand (\$25)



USB Webcams

- “Basic” Logitech HD Webcam C615 \$30
- “Advanced” Logitech C920S HD Pro Webcam \$70
- “Pre-Lit” Razer Kiyo Streaming Webcam \$100



****Webcams are almost impossible to find right now, with prices through the roof (hundreds of dollars)****

USB Headset

- Headphones suggested for video calls to eliminate echo and recording overlap
- Basic headset microphone > on-board
- Start at around \$30
- A bit hard to find right now too
- Might want to consider gaming varieties





Remote Audio Interviews

Landline Options

- Easiest = JK Audio Quicktap (~\$50)
- Audio Mixers can provide quality (\$200+)
- Many models require a recorder in addition
- Will still sound like a phone interview without major \$\$ investment



Cellphone Options

- Many apps to choose from, but most only record in mp3 (Rev)
- Google Voice: for both iOS and Android, create an account/number, easily share, but mp3 only...
- iOS WAV options:
- Android WAV options: Call Recorder – ACR (free), RMC: Android Call Recorder (free)

Cellphone Options

Physical option #1

Physical option #2

JK Audio CellTap 4C Wireless Phone Audio Tap Adapter (\$99)

Olympus TP-8 Telephone Pick-up Microphone (\$20)

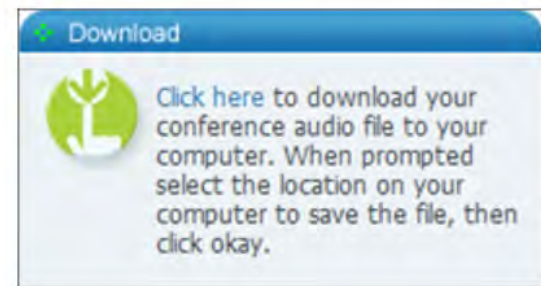


FreeConferenceCall.com

- “Pay what you can” price model
- Tools for both standard phone calls and video conferences
- Audio calls available in WAV, video in MP4

Download to your computer

Follow the link that is provided in your we recommend that you always download the file to your favorite location. The file





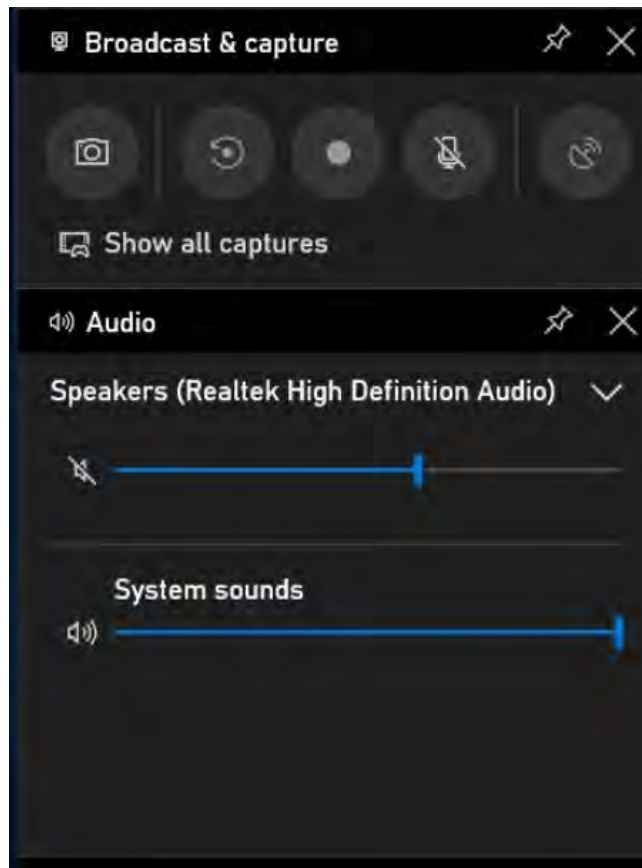
Remote Video Interviews

Remote Video Recording Tips

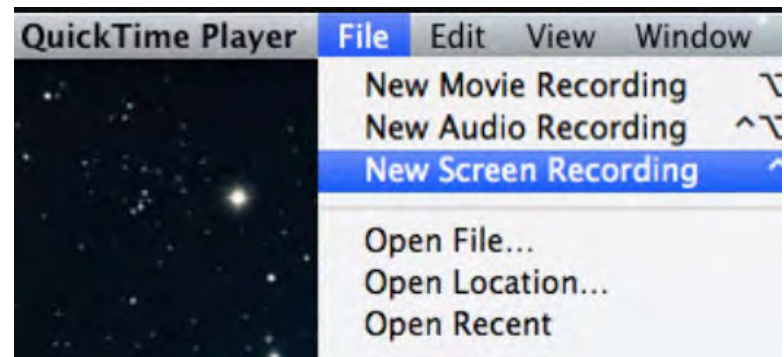
- Screen capture or in-app?
- Light Source -> Computer -> Participant
- Stay away from variable/backlit sources
- Keep internet bandwidth open
- Test with friends/Confirm with participants first!

Screen Capture Apps

PC: Xbox Game Bar

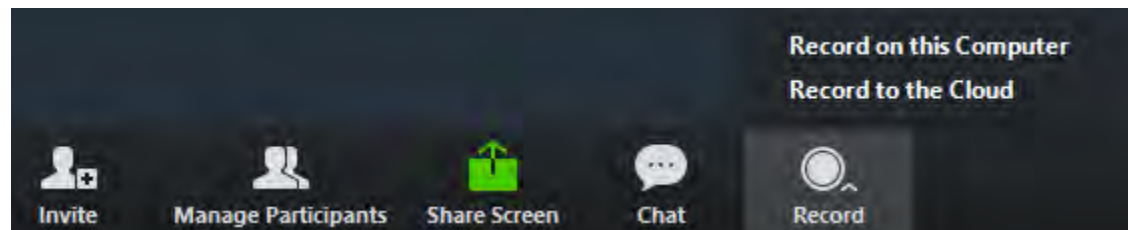
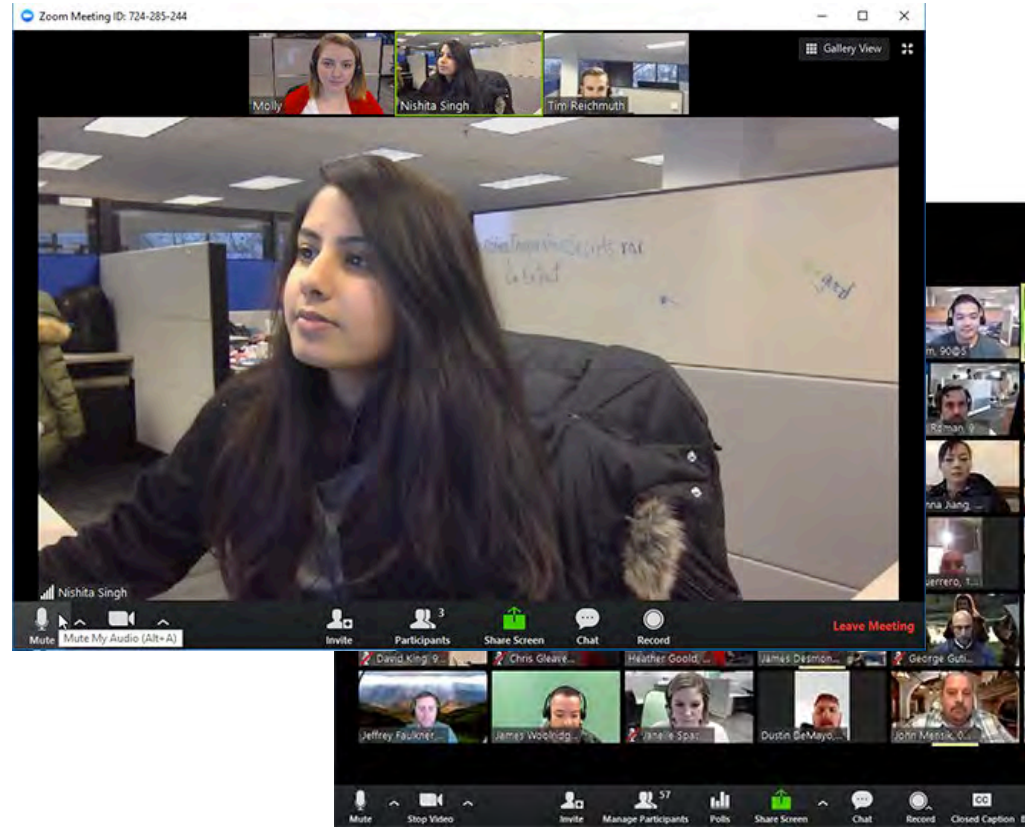


Mac: Quicktime



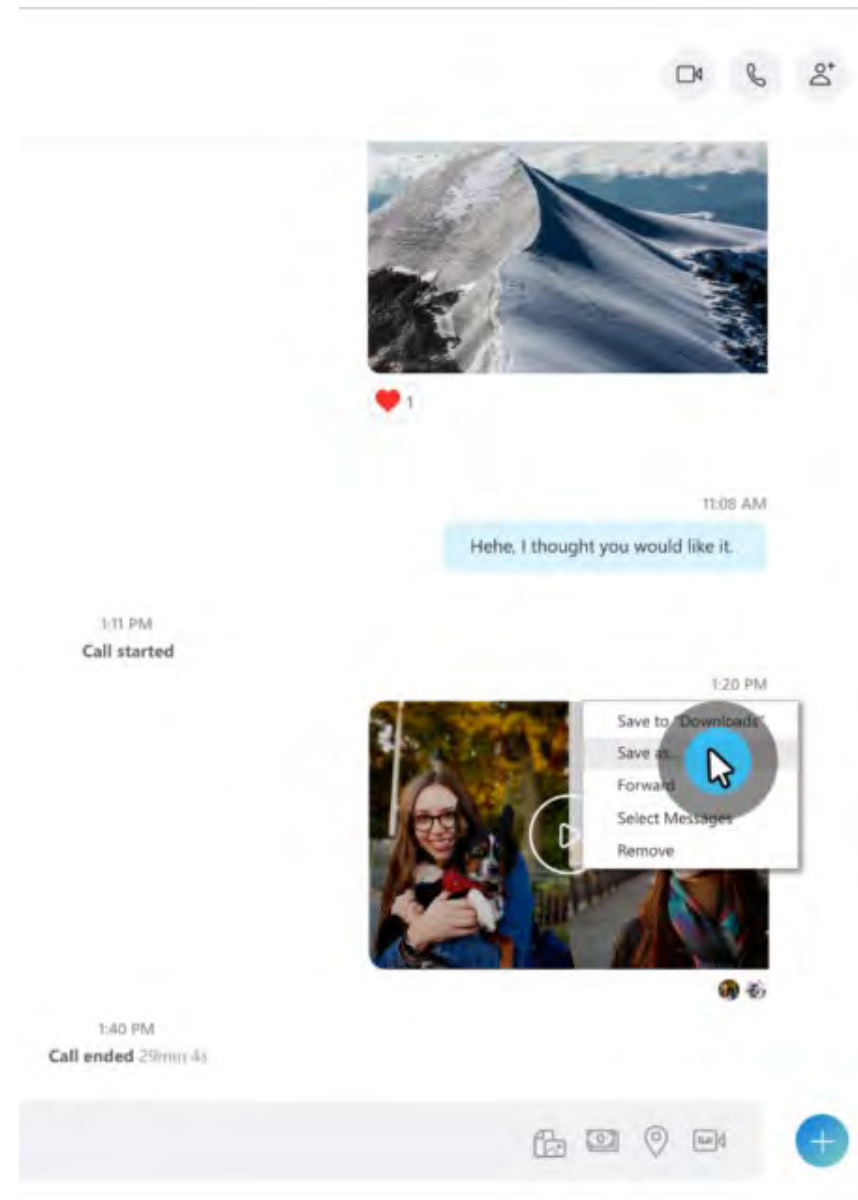
Zoom

- Two options: Local & Cloud (only for paid accounts)
- 40-minute limitation on free accounts
- Variety of layouts based on the recorder's choice (mobile can add black bars)
- Multiple participants can record at the same time




Skype

- Only available for Skype-to-Skype calls
- Quality of recording = quality of equipment on both ends
- MP4 file saved to the cloud
- Remember to download after the call is over (file link will be in your chat window)
- Can record from both Desktop and Mobile, Mac or PC



Facetime

- Records only on Mac
- Utilizes Quicktime screen recording (useful for other apps too!)
- Capture the app window on screen, save afterwards (.mov)
- Interviewee can use a phone or tablet



Ecammm

- Free trial, or one-time \$40 charge
- Third-party solution for recording both Skype and Facetime calls on a Mac
- Ability to choose specific audio/video input sources and record in files both separate and together
- Great way to create both oral history preservation master and extra production files

Ecammm

